


DESCRIPTION


RGB STRIP LIGHT is high brightness RGB SMD LED mounted on PCB.
Each LED contains red, green, blue color

**FEATURES**

Module PCB with 27 SMD LEDs, size (LxWXH) : 410mm x 11mm x 6.0mm
Smallest unit(135mm) of 9 LEDs can be cut at mark place.
Circuit design with common anode
High luminous intensity
Runs on 12 voltage
Easy installation
Moisture proof
Low profile

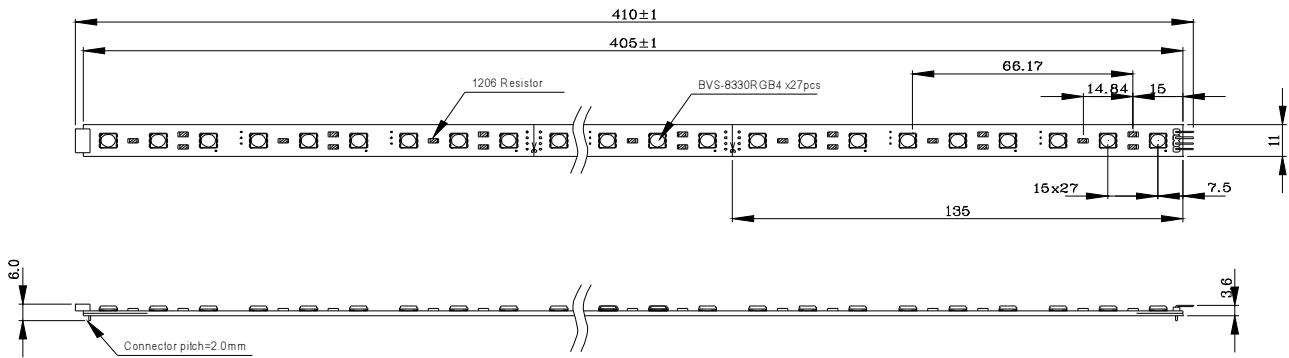
APPLICATIONS

RGB tube light source
RGB LED strip light
Channel letter
Back light






PRODUCT DIMENSION



PART NUMBERING SYSTEM

B V M - S405 RGB 2 S





■ ABSOLUTE MAXIMUM RATINGS AT Ta = 25 °C

PARAMETER	BVM-S405RGB2S
Operating Voltage	12V
Operating Voltage(max.)	13V
Power Dissipation	8.8W
Luminous Intensity Matching Ratio	1.5:1
Operating Temperature Range	-30 °C to +65 °C
Storage Temperature Range	-30 °C to +85 °C

■ ELECTRICAL / OPTICAL CHARACTERISTICS Ta = 25 °C

SYMBOL	PARAMETER	BVM-S405RGB2S			UNIT
		Red	Green	Blue	
λ_p	Peak Emission Wavelength	635	518	467	nm
λ_d	Dominant Wavelength	625	525	475	nm
2 θ 1/2	Viewing Angle	110	110	110	Deg
I	Operating Current(Typ.)	180	180	180	mA
Φ	Luminous Flux(Typ.)	62	92	18	lm

*measurement uncertainty of the illuminance:±15%


■ SMD LED Dominant Wavelength for BIN Code / nm

Red		Green		BLUE	
Bin Code	Range	Bin Code	Range	Bin Code	Range
AF	614~618	PG	518~521	BL	455~460
AG	618~622	PH	521~524	BM	460~465
AH	622~626	PI	524~527	BN	465~470
AI	626~630	PJ	527~530	BO	470~475
AJ	630~634	PK	530~533	BP	475~480

■ **PACKING**

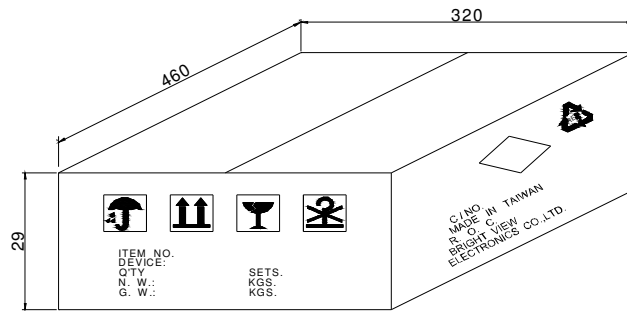


↓ x 20 pcs



20 PCBs / per inner box

↓ x 10 boxes



10 inner boxes / per ca

CARTON
Dimension(cm): 46x32x29 cm

■ CAUTIONS

1. Bright View Electronics reserves the rights to modify specifications and remove availability of products at any time without notice.
2. Correct electrical polarity needs to be observed. Inadequate polarity may cause the destroy of the LED module.
3. In addition to other specific application concerns and local safety codes, following basic safety features are required when using power supply:
 - . overload protection
 - . short circuit protection
 - . over heat protection
 - . correct output voltage, including consideration for ripple and spikes
4. Make sure that the power supply has enough power to operate the total load.
5. When mounting on metallic ,it requires the electrical isolation between module and mounting surface.
6. Maximum operating current of PCB is 1.5A.